



DRIVE YOUR IMAGINATION

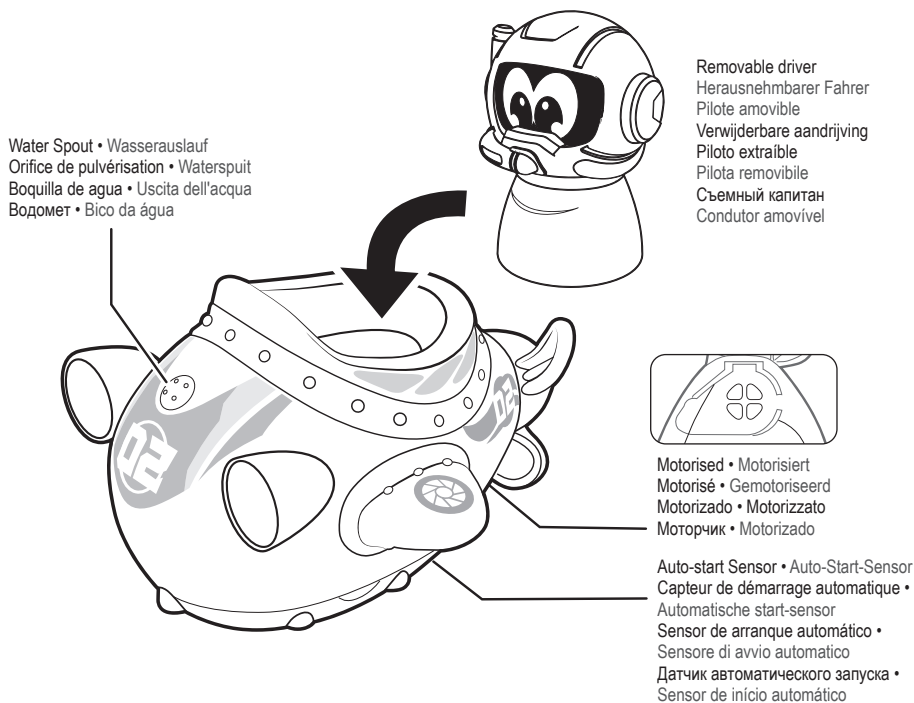
MY FIRST SUBMARINE

• MEIN ERSTES U-BOOT • MON PREMIER SOUS-MARIN
• MIJN EERSTE ONDERZEEËR • MI PRIMER SUBMARINO
• IL MIO PRIMO SOTTOMARINO • МОЯ ПЕРВАЯ ПОДВОДНАЯ МАРИНА
• MEU PRIMEIRO SUBMARIN

Silverlit® Silverlit SAS, 80 rue Barthelemy Danjou, 92100 Boulogne-Billancourt / France.
©2022 Silverlit. All rights reserved.

3. Parts Identification

Gerätebeschreibung • Éléments d'identification • Beschrijving apparaat • Identificación de las partes •
Identificazione delle parti • Обозначение деталей • Identificação das peças



ENGLISH

For ages 2+

Safety Precautions:

Warning: Changes or modifications to this unit not expressly approved by the party responsible for compliance could void the user's authority to operate the equipment.

Cautions:

- Non-rechargeable batteries are not to be recharged.
- Rechargeable batteries are to be removed from the toy before being charged.
- Rechargeable battery should be charged under adult supervision.
- Different types of batteries or new and used batteries are not to be mixed.
- Only batteries of the same or equivalent type as recommended are to be used.
- Batteries are to be inserted with correct polarity. (+ and -)
- Exhausted batteries are to be removed from the toy.
- The supply terminals are not to be short-circuited.
- Do not mix old and new batteries.
- Do not mix alkaline, standard (carbon-zinc) or rechargeable (nickel-cadmium) batteries.

Note:

- Parental guidance is recommended when installing or replacing batteries.
- You are advised to replace the battery as soon as the function becomes impaired.
- Instruction sheet and packaging must be retained since it contains important information.
- Users should keep strict accordance with the instruction manual while operation the product.
- Under the environment with electrostatic discharge, the sample may malfunction and require user to reset the sample.

Care and Maintenance:

- Always remove batteries from the toy when it is not being used for a long period of time.
- Wipe the toy gently with a clean damp cloth.
- Keep the toy away from direct sunlight and/or direct heat.
- The toy is to be operated in water only when fully assembled in accordance with the instructions.

Battery requirement for SUBMARINE:

Power Supply : DC 4.5 V / 1.5W
Rating : DC 4.5 V / 1.5W
Batteries : 3 x 1.5 V "AAA"/LR03 / AM4 (not included)

FCC Statements

This device complies with part 15 of the FCC rules. Operation is subject to the following two conditions:
1) This device may not cause harmful interference, and
2) This device must accept any interference received, including interference that may cause undesired operation.

NOTE: This equipment has been tested and found to comply with the limits for a Class B digital device, pursuant to Part 15 of the FCC Rules.

These limits are designed to provide reasonable protection against harmful interference in a residential installation. This equipment generates, uses and can radiate radio frequency energy and, if not installed and used in accordance with the instructions, may cause harmful interference to radio communications. However, there is no guarantee that interference will not occur in a particular installation. If this equipment does cause harmful interference to radio or television reception, which can be determined by turning the equipment off and on, the user is encouraged to try to correct the interference by one or more of the following measures:
- Reorient or relocate the receiving antenna.
- Increase the separation between the equipment and receiver.
- Connect the equipment into an outlet on a circuit different from that to which the receiver is connected.
- Consult the dealer or an experienced radio/TV technician for help.

Waste Electrical and Electronic Equipment (WEEE)

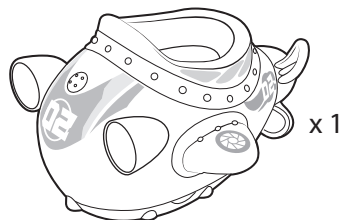
When this appliance is out of use, please remove all batteries and dispose of them separately. Bring electrical appliances to the local collecting points for waste electrical and electronic equipment. Other components can be disposed of in domestic refuse.

Warning !

Remove these batteries from the unit by pulling up on one end of each battery positive by hand. DO NOT remove or install batteries using sharp or metal tools.

1. Delivery Contents

Lieferumfang • Contenu de l'emballage • Inhoud van de verpakking • Contenido incluido •
Contenuto della confezione • В комплекте • Conteúdo acessórios incluídos



x 1

SUBMARINE • U-BOOT • SOUS-MARIN
ONDERZEEËR • SUBMARINO • SOTTOMARINO
ПОДВОДНАЯ ЛОДКА • SUBMARINO



x 1

Removable driver • Herausnehmbarer Fahrer
Pilote amovible • Verwijderbare aandrijving
Piloto extraíble • Pilota removibile
Съемный капитан • Conductor amovível




x 1

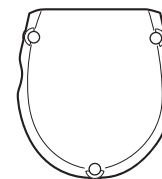
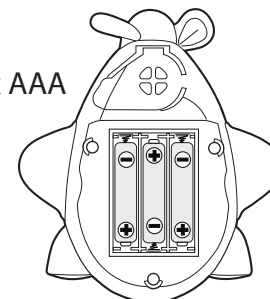
Instruction manual •
Bedienungsanleitung
Mode d'emploi • Handleiding
Manual de instrucciones •
Manuale di istruzioni
Руководство по эксплуатации •
Manual de instruções

2. Battery Installation

Einlegen der Batterien • Installation des piles • Installatie van de batterijen • Instalación de las pilas •
Installazione delle batterie • Установка батареек • Instalação das pilhas



3 x AAA



4. How to Play

So wird gespielt • Comment Jouer • Begin met spelen •
Empieza el juego • Come giocare • Как играть • Como brincar

Place submarine in water. The submarine will spray water and move forward automatically with sounds.



- Setzen Sie das U-Boot ins Wasser. Das U-Boot spritzt Wasser und bewegt sich automatisch mit Geräuschen vorwärts.
- Placez le sous-marin dans l'eau. Le sous-marin pulvérisera de l'eau et avancera automatiquement en émettant des sons.
- Plaats de onderzeeër in het water. De onderzeeër spuit water en beweegt automatisch vooruit met geluiden.
- Coloca el submarino en el agua. El submarino rociará agua y avanzará automáticamente con sonidos.
- Immergi il sottomarino nell'acqua. Il sottomarino spruzzerà acqua e avanzerà automaticamente con effetti sonori.
- Положите подводную лодку в воду. Устройство будет брызгать водой и поплывет вперед, издавая звуки.
- Coloque o submarino na água. O submarino pulveriza água e avança automaticamente com sons.

ENGLISH

For ages 2+

Safety Precautions:

Warning: Changes or modifications to this unit not expressly approved by the party responsible for compliance could void the user's authority to operate the equipment.

Cautions:

- Non-rechargeable batteries are not to be recharged.
- Rechargeable batteries are to be removed from the toy before being charged.
- Rechargeable battery should be charged under adult supervision.
- Different types of batteries or new and used batteries are not to be mixed.
- Only batteries of the same or equivalent type as recommended are to be used.
- Batteries are to be inserted with correct polarity. (+ and -)
- Exhausted batteries are to be removed from the toy.
- The supply terminals are not to be short-circuited.
- Do not mix old and new batteries.
- Do not mix alkaline, standard (carbon-zinc) or rechargeable (nickel-cadmium) batteries.

Note:

- Parental guidance is recommended when installing or replacing batteries.
- You are advised to replace the battery as soon as the function becomes impaired.
- Instruction sheet and packaging must be retained since it contains important information.
- Users should keep strict accordance with the instruction manual while operation the product.
- Under the environment with electrostatic discharge, the sample may malfunction and require user to reset the sample.

Care and Maintenance:

- Always remove batteries from the toy when it is not being used for a long period of time.
- Wipe the toy gently with a clean damp cloth.
- Keep the toy away from direct sunlight and/or direct heat.
- The toy is to be operated in water only when fully assembled in accordance with the instructions.

Battery requirement for SUBMARINE:

Power Supply : DC 4.5 V / 1.5W
Rating : DC 4.5 V / 1.5W
Batteries : 3 x 1.5 V "AAA"/LR03 / AM4 (not included)

DEUTSCH

Ab 2 Jahre

Sicherheitshinweise:

Achtung: Wenn vom Verwender dieses Gerätes Bauartveränderungen durchgeführt werden, die nicht ausdrücklich vom Aussteller der Betriebslizenz zugelassen sind, kann die Betriebserlaubnis für das Spielzeug erlöschen.

Hinweise zu Batterien:

- Nicht wiederaufladbare Batterien dürfen nicht geladen werden.
- Aufladbare Batterien müssen vor dem Laden aus dem Produkt entnommen werden.
- Wiederaufladbare Batterien sollten unter Aufsicht eines Erwachsenen aufgeladen werden.
- Verwende niemals ungleiche Batterietypen oder neue und gebrauchte Batterien zusammen.
- Es dürfen nur die empfohlenen Batterien oder die eines gleichwertigen Typs verwendet werden.
- Lege Batterien mit der richtigen Polarität (+ und -) ein.
- Leere Batterien müssen aus dem Produkt entfernt werden.
- Die Anschlussklemmen dürfen nicht kurzgeschlossen werden.
- Keine neuen und alten Batterien mischen.
- Nie Alkalin-, Standard- (Karbon-Zink) oder wiederaufladbare (Nickel-Kadmium) Batterien miteinander mischen.

Hinweise:

- Das Einlegen oder Auswechseln der Batterien sollte unter Anleitung eines Erwachsenen stattfinden.
- Es ist ratsam, die Batterie zu ersetzen, sobald das Spielzeug nicht mehr einwandfrei funktioniert.
- Anleitung und Verpackung müssen aufbewahrt werden, da sie wichtige Informationen enthalten.
- Benutzer sollten sich strikt an die Bedienungsanleitung beim Betrieb des Produktes halten.
- In einer Umgebung mit elektrostatischen Entladungen wird das Muster möglicherweise nicht einwandfrei funktionieren. Der Benutzer muss das Muster in diesem Fall zurücksetzen.

Batterianforderungen für das U-BOOT:

Stromversorgung : DC 4.5 V / 1.5W
Leistungswerte : DC 4.5 V / 1.5W
Batterien : 3 x 1.5 V "AAA"/LR03/AM4 (nicht mitgeliefert)



WEEE-Richtlinie über Elektro- und Elektronik-Altgeräte Elektroschrottgesetz

Nach Gebrauchsende eine Bitte: Entnimme alle Batterien und entsorge sie separat. Gib alle elektrisch betriebene Geräte bei den Sammelstellen der Gemeinden für Elektroschrott ab. Die übrigen Teile gehören in den Hausmüll. Danke für Deine Mithilfe!

Pflege und Wartung:

- Immer die Batterien aus dem Produkt entfernen, wenn es für längere Zeit nicht benutzt wird.
- Das Produkt vorsichtig mit einem sauberen Tuch abwischen.
- Das Produkt von direkter Hitze fernhalten.
- Das Spielzeug darf nur dann im Wasser betrieben werden, wenn es gemäß der Anleitung vollständig zusammengebaut ist.

Achtung!

Die Batterien aus dem Gerät herausnehmen. Hierzu ein Ende jeder Batterie mit der Hand nach oben ziehen. Batterien NICHT mithilfe scharfer oder metallischer Hilfsmittel herausnehmen.

